



West Midlands Regional Lifestyle Survey 2005 | Coventry and Warwickshire Chamber Annex





West Midlands
Regional
Observatory

West Midlands Regional Lifestyle Survey: Coventry and Warwickshire Chamber Annex

Version 1.0

5 January 2006

Document Information

Title: West Midlands Regional Lifestyle Survey 2005;
Coventry and Warwickshire Chamber Annex

Creator: West Midlands Regional Observatory
West Midlands Public Health Observatory

Publisher: West Midlands Regional Observatory
West Midlands Public Health Observatory

Date created: 2006-01-05

Status: Version 1.0

Identifier:
<http://www.wmro.org/standardTemplate.aspx/Home/OurResearch/RegionalLifestyleSurvey/RegionalReport>

Document Contact: Chris Owen, chris.owen@wmro.org

(A full set of Document Information is available at the back of this document).

List of Contents

1	INTRODUCTION.....	5
1.1	WEST MIDLANDS REGIONAL LIFESTYLE SURVEY 2005.....	5
2	RESPONDENT CHARACTERISTICS.....	7
2.1	RESPONSE RATES AND RESPONDENT CHARACTERISTICS.....	7
3	RESULTS	9
3.1	ANALYSIS	9
3.2	URBAN AND RURAL RENAISSANCE	10
3.3	REGIONAL ACCESSIBILITY	11
3.4	SUSTAINABILITY	12
3.5	WORLD CLASS REGIONAL ECONOMY	14

1 Introduction

1.1 West Midlands Regional Lifestyle Survey 2005

The West Midlands Regional Observatory (WMRO), in partnership with the West Midlands Public Health Observatory (WMPHO), has undertaken a Region-wide survey to explore residents' attitudes towards lifestyle, environmental and wider quality of life issues. The survey has been funded and supported by a broad constituency of partners across the Region. It is the largest survey to take place across the Region since the 2001 Census and demonstrates the economies of scale and benefits to be gained from partnership working.

The Regional Lifestyle Survey 2005 (RLS 2005) was undertaken to provide an understanding of the views and motivations of residents in the Region relating to key strands of Regional and Local policy. It is intended to provide an up-to-date picture and coverage of a wider range of topics than achieved in any previous lifestyle survey undertaken in the West Midlands Region. It is expected that the results will be used as part of the evidence base to support National, Regional and Local policy formulation and monitoring. It is envisaged that the survey will be repeated on a three or four year cycle, and provide a measure of change over time.

This report provides a local annex, specific to the Coventry and Warwickshire Chamber area, and supports the Regional Report¹ launched on 13th October 2005, and other funding partner annexes released alongside this report². For more detailed

¹ West Midlands Regional Lifestyle Survey: Regional Report 2005.
<http://www.wmro.org/standardTemplate.aspx/Home/OurResearch/RegionalLifestyleSurvey/RegionalReport>

² West Midlands Regional Lifestyle Survey: Partner Annex 2005
<http://www.wmro.org/standardTemplate.aspx/Home/OurResearch/RegionalLifestyleSurvey/RegionalReport>

information on the methodology and guidance on using the dataset itself, readers are referred to the Technical Report³.

Within this report it has been necessary to suppress those results where cells are based on fewer than 5 cases in order to meet confidentiality requirements set out within the RLS Data Sharing Protocol.

The data in this report are taken from the West Midlands Regional Lifestyle Survey © 2005, WMRO and WMPHO. All numerical data can be found in the supporting spreadsheet (RLS-Partner-Annex-Coventry-and-Warwickshire-Chamber_V1.0_Dataset_KG).

³ Regional Lifestyle Survey 2005: Technical Report
<http://www.wmro.org/standardTemplate.aspx/Home/OurResearch/RegionalLifestyleSurvey/RegionalReport>

2 Respondent characteristics

2.1 Response rates and respondent characteristics

The overall response rate for the Coventry and Warwickshire Chamber area was 33.4% (8,795 returns from a mailing of 26,304 questionnaires). 8,519 (96.9%) of these could be weighted and used in subsequent analysis. For those cases that could be weighted a breakdown by gender, age, ethnicity and indices of multiple deprivation is given in tables 1 to 4 below. Counts in these tables are unweighted.

	Coventry and Warwickshire		WM Region	
	Count	%	Count	%
Male	3,859	45.3%	25,317	46.4%
Female	4,660	54.7%	29,258	53.6%
Total	8,519	100.0%	54,575	100.0%

Table 1: Respondents by gender

	Coventry and Warwickshire		WM Region	
	Count	%	Count	%
18-24	588	6.9%	3,940	7.2%
25-34	1,064	12.5%	6,781	12.4%
35-44	1,482	17.4%	9,706	17.8%
45-54	1,608	18.9%	10,350	19.0%
55-64	1,800	21.1%	10,809	19.8%
65+	1,977	23.2%	12,989	23.8%
Total	8,519	100.0%	54,575	100.0%

Table 2: Respondents by 10-year age band

	Coventry and Warwickshire		WM Region	
	Count	%	Count	%
White	7,980	93.7%	50,658	92.8%
Mixed	52	0.6%	336	0.6%
Black or Black British	95	1.1%	875	1.6%
Asian or Asian British	364	4.3%	2,478	4.5%
Chinese or Other	28	0.3%	228	0.4%
Total	8,519	100.0%	54,575	100.0%

* Some categories have been suppressed to meet confidentiality requirements.

Table 3: Respondents by Ethnicity

	Coventry and Warwickshire		WM Region	
	Count	%	Count	%
IMD Decile 1	353	4.1%	4,700	8.6%
IMD Decile 2	570	6.7%	5,312	9.7%
IMD Decile 3	583	6.8%	4,820	8.8%
IMD Decile 4	711	8.3%	4,802	8.8%
IMD Decile 5	991	11.6%	5,918	10.8%
IMD Decile 6	889	10.4%	6,131	11.2%
IMD Decile 7	1,113	13.1%	6,588	12.1%
IMD Decile 8	1,227	14.4%	6,184	11.3%
IMD Decile 9	1,068	12.5%	5,778	10.6%
IMD Decile 10	1,014	11.9%	4,342	8.0%
Total	8,519	100.0%	54,575	100.0%

Table 4: Respondents by IMD decile⁴

⁴ For the Census 2001, the whole of England was divided into small areas called super output areas (SOAs) and for each of these areas an Index of Multiple Deprivation (IMD 2004) was calculated based on a range of indicators of prosperity and well-being. Every area was then ordered on the basis of its IMD 2004 score and the list was then divided into tenths or deciles. The 10% with the highest IMD 2004 scores thus make up the most deprived decile (Decile 1 above), the next 10% the second most deprived decile and so on with the last 10% with the lowest IMD 2004 scores forming the least deprived decile (Decile 10 above).

3 Results

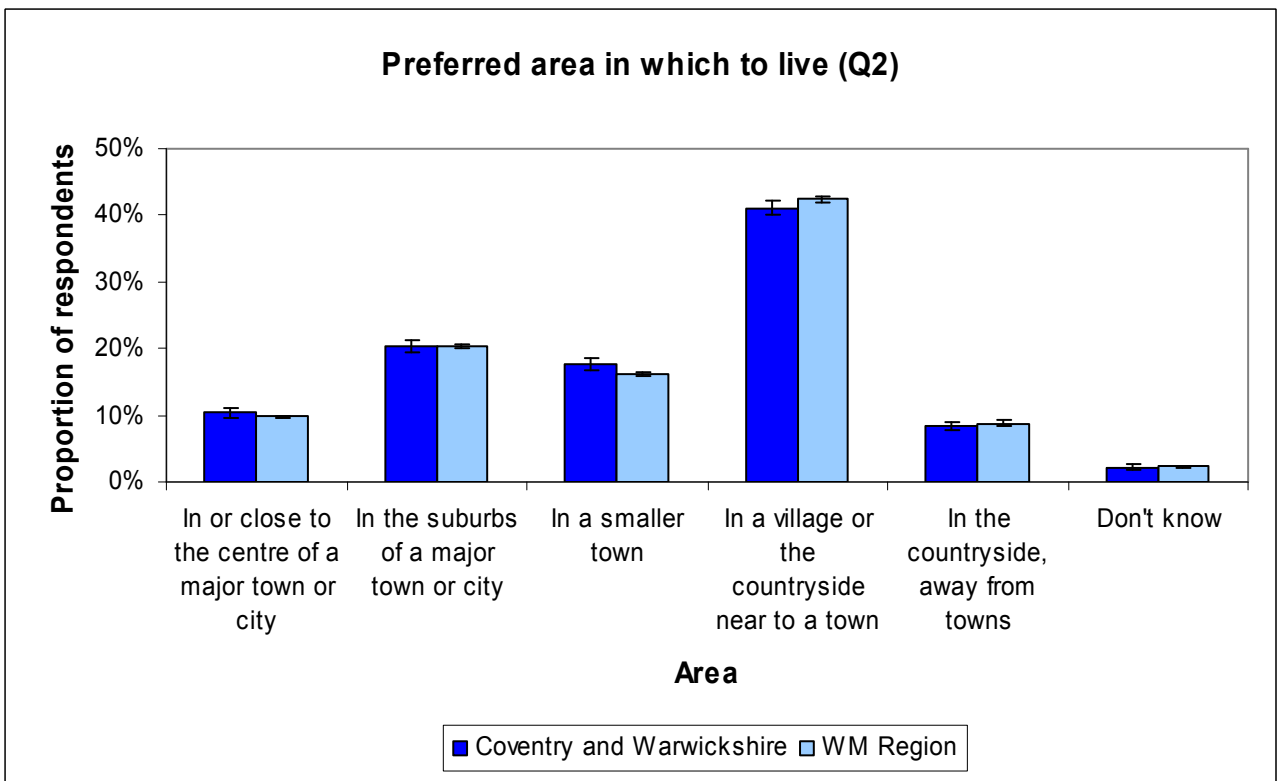
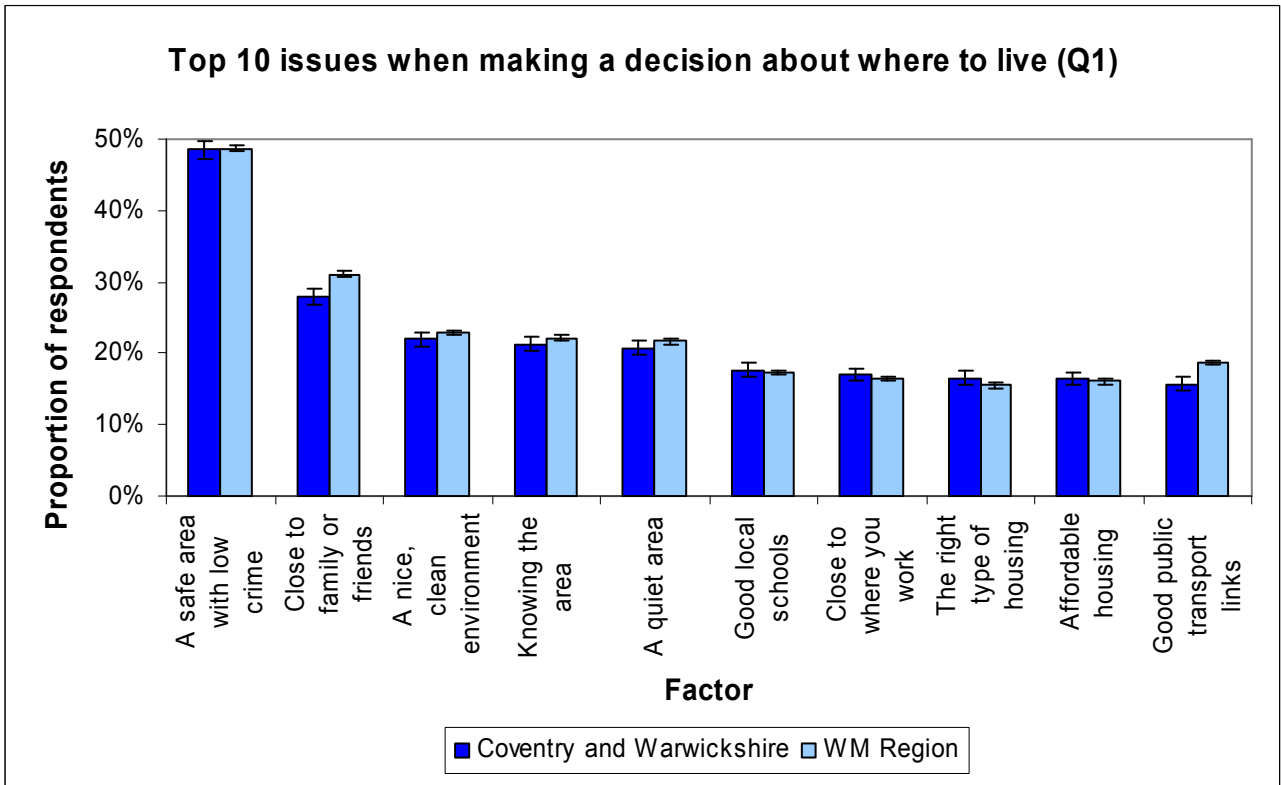
3.1 Analysis

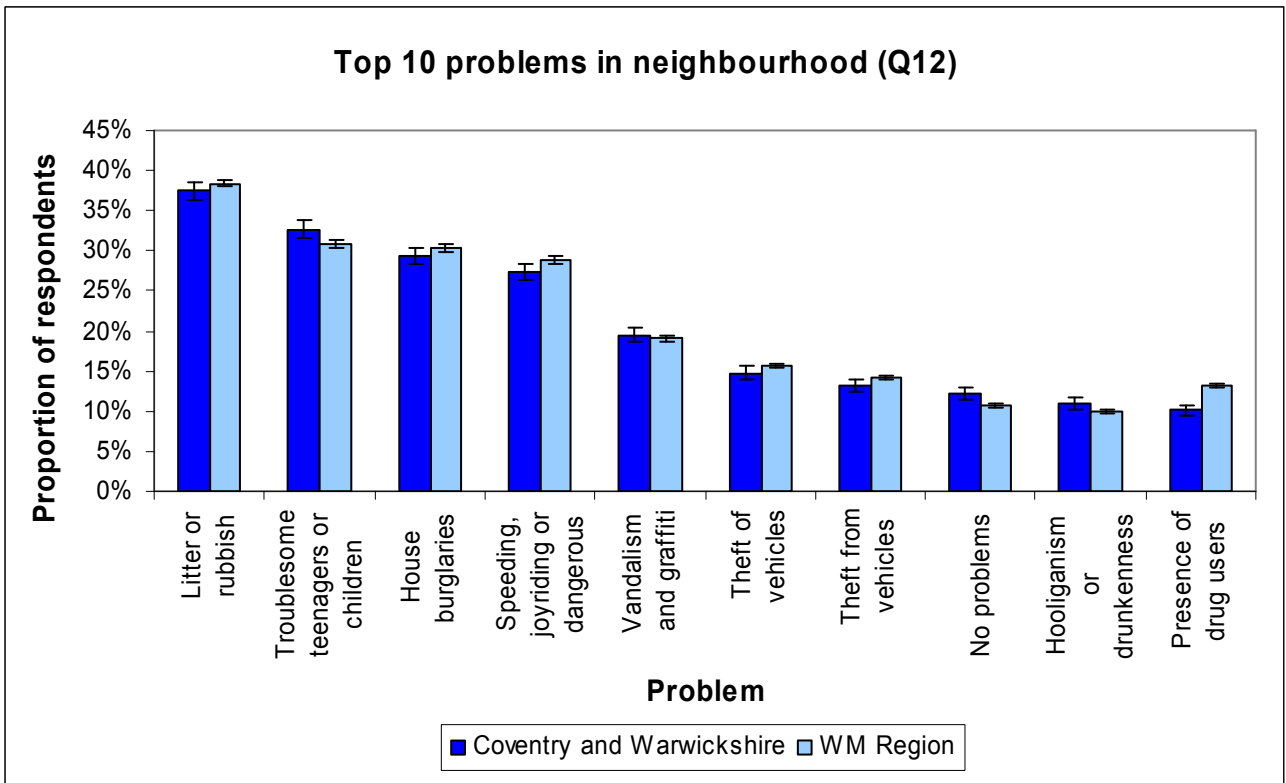
All analysis was completed by WMRO using SPSS Complex samples, V13.0, using the Regional Weighting Frame V2.0, and the RLS 2005 dataset V2.0. Question numbers in the titles refer to the question number on the RLS Questionnaire⁵ from which the data are drawn.

The charts are shown with 95% confidence intervals. The 95% confidence interval shows a range of values where the true population value is likely to lie. The wider the confidence interval the less precise our estimate is of the true population value. When comparing two percentages, we can say there is a significant difference ($p < 0.05$) if the confidence intervals do not overlap. In cases where the confidence intervals of two percentages do overlap it is not possible to conclude that these results are not significantly different without a further statistical test. This is beyond the scope of this report.

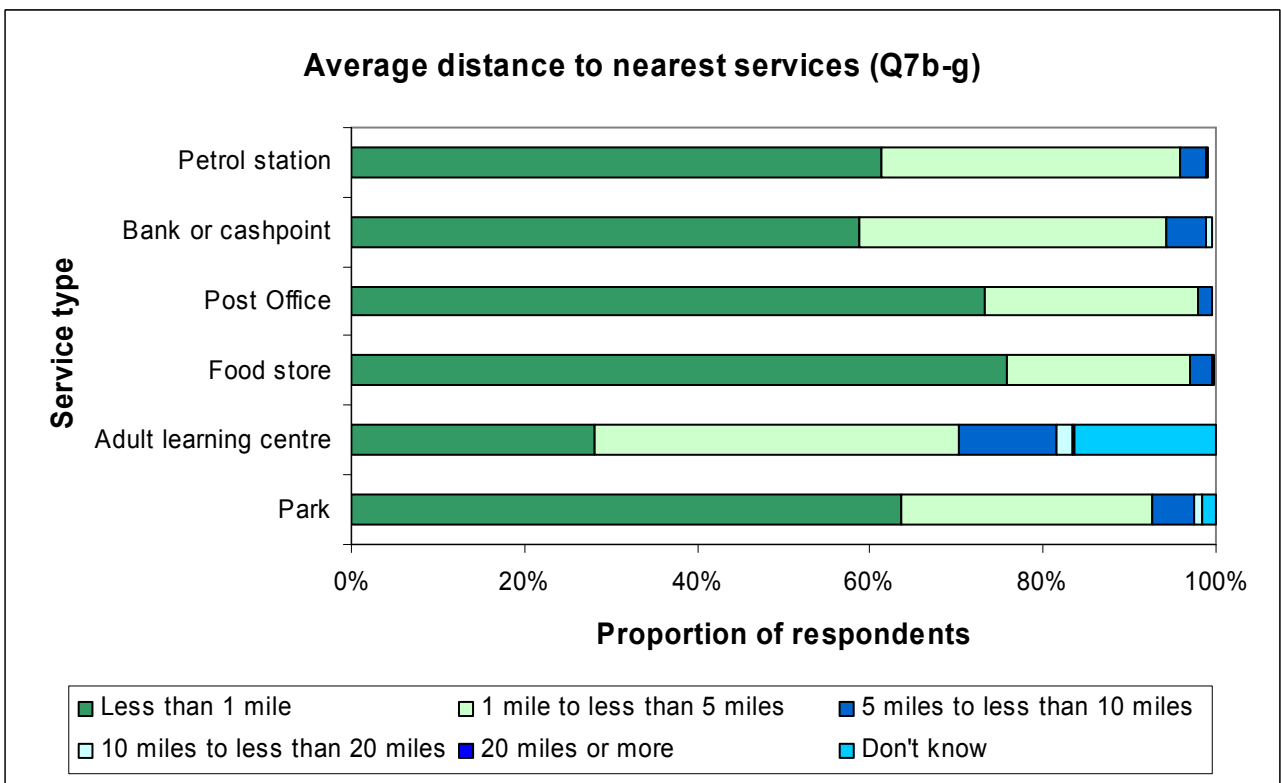
⁵ Regional Lifestyle Survey 2005 Questionnaire
<http://www.wmro.org/standardTemplate.aspx/Home/OurResearch/RegionalLifestyleSurvey/RegionalReport>

3.2 Urban and Rural Renaissance

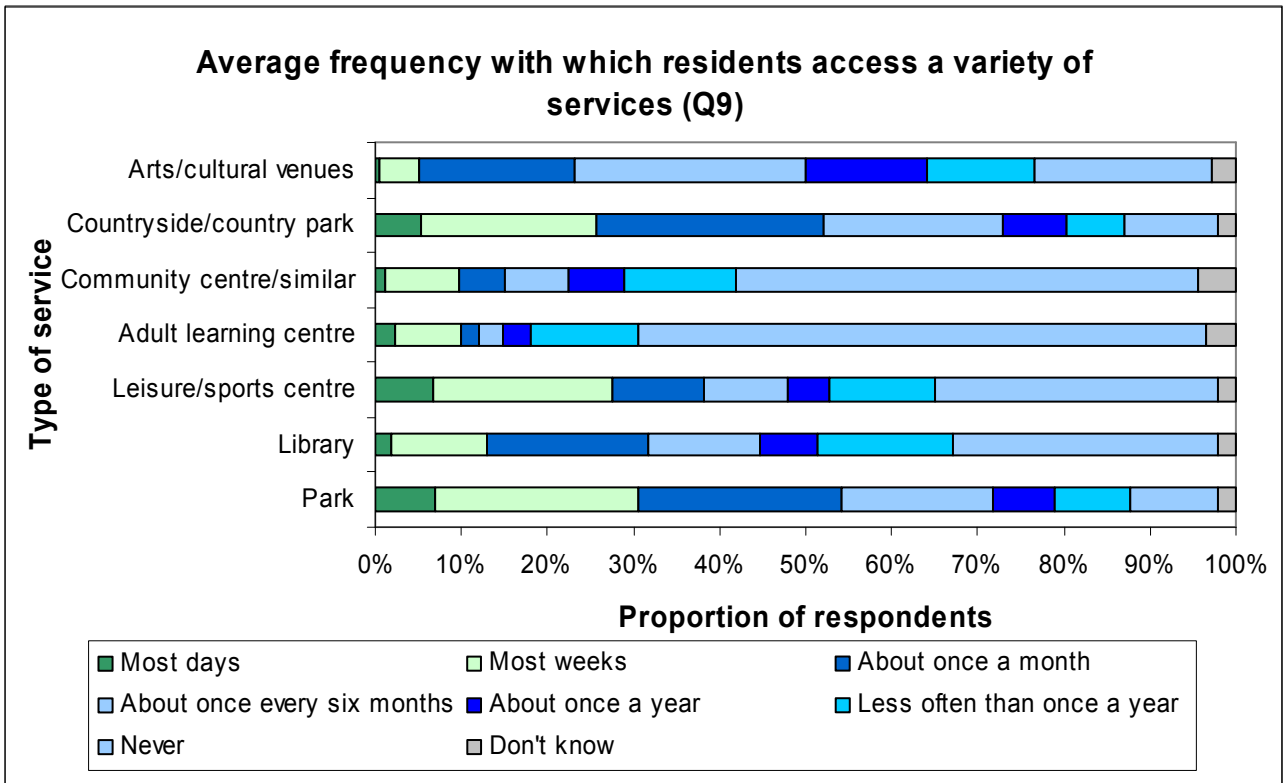




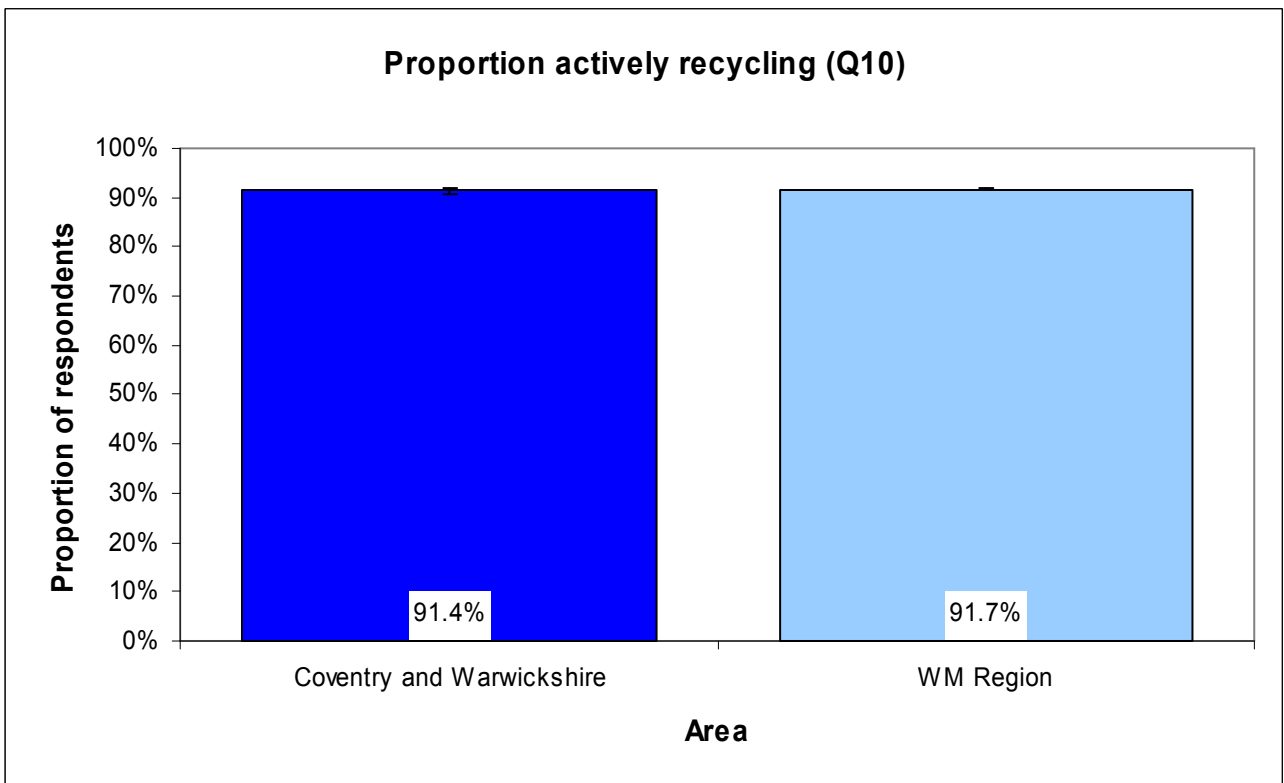
3.3 Regional Accessibility

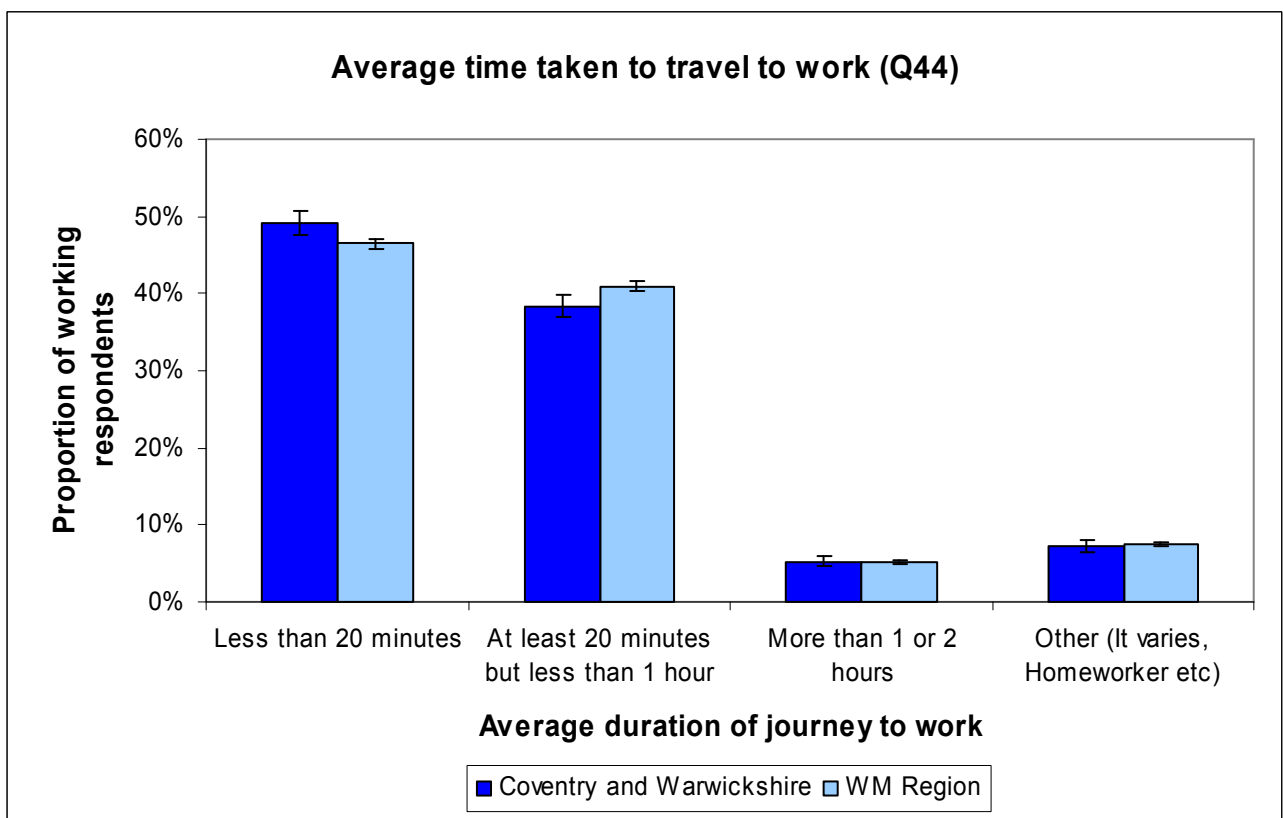
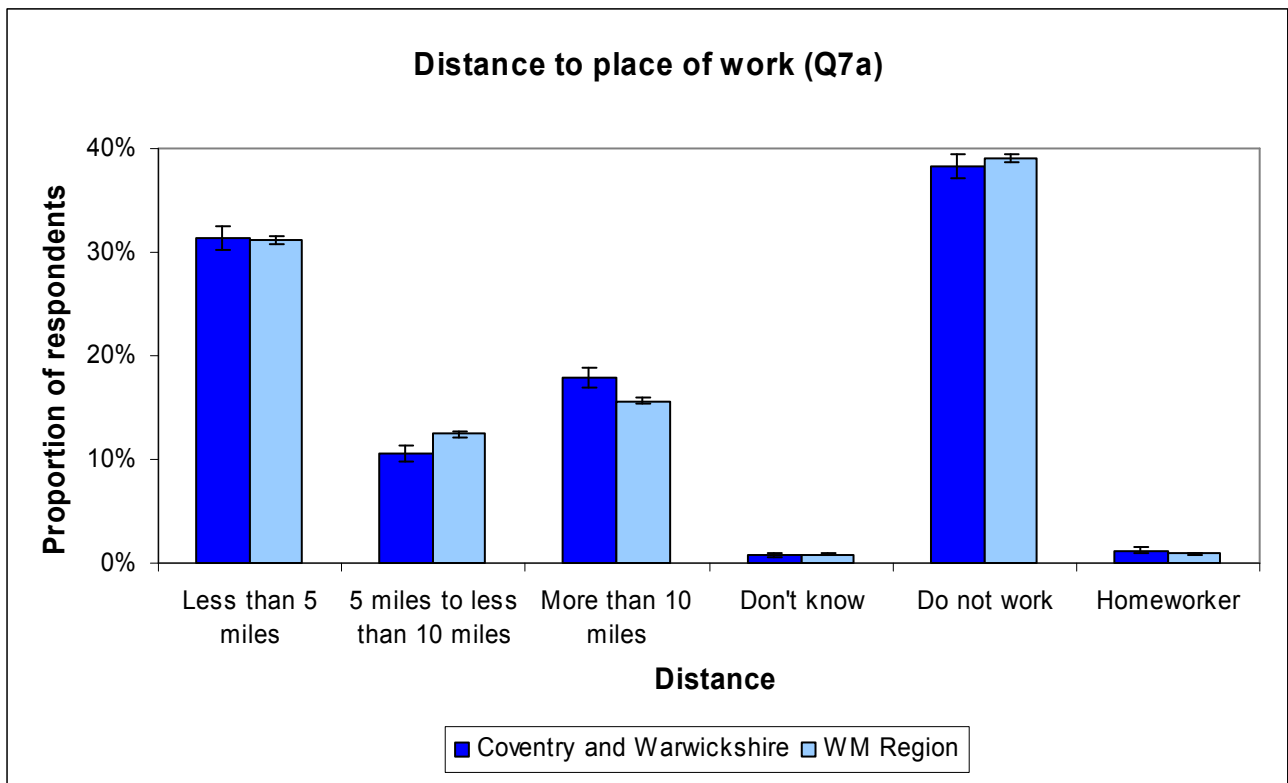


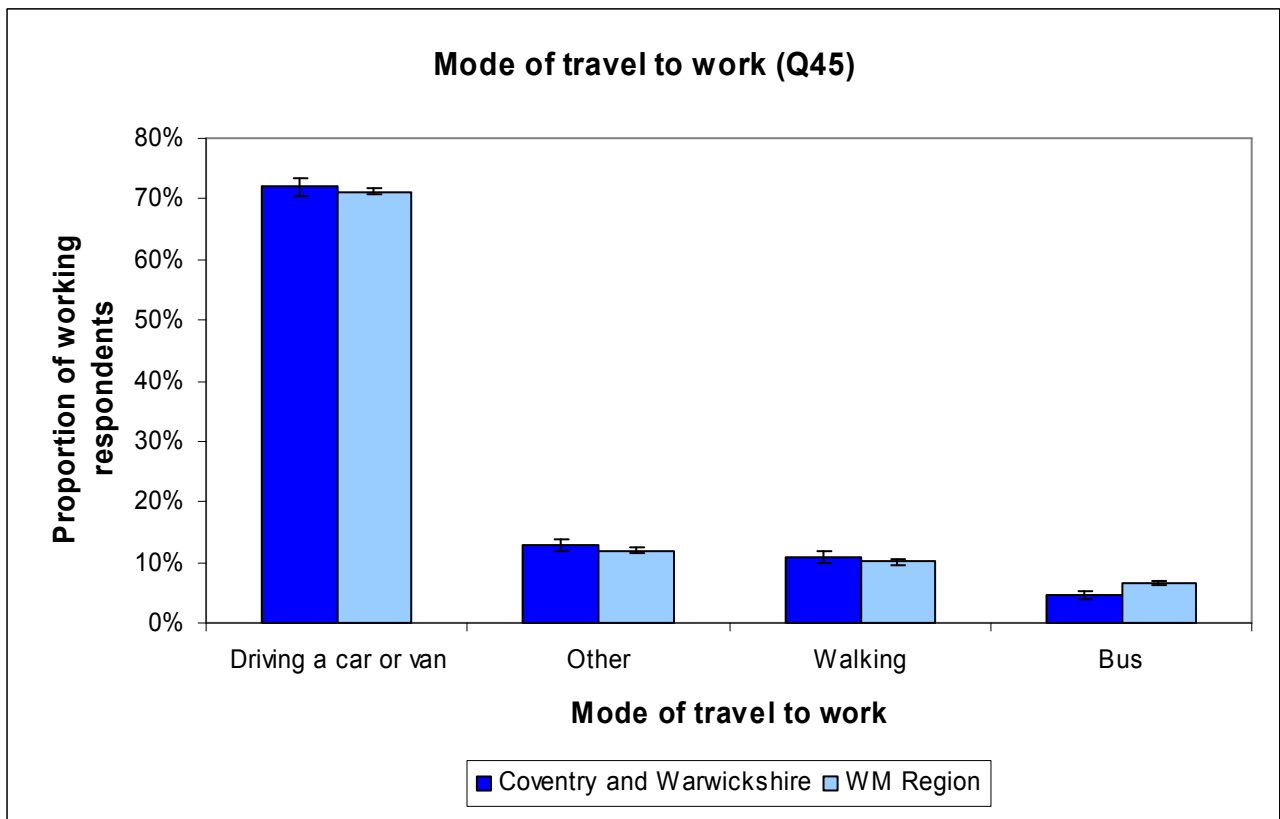
* Some categories have been suppressed to meet confidentiality requirements.



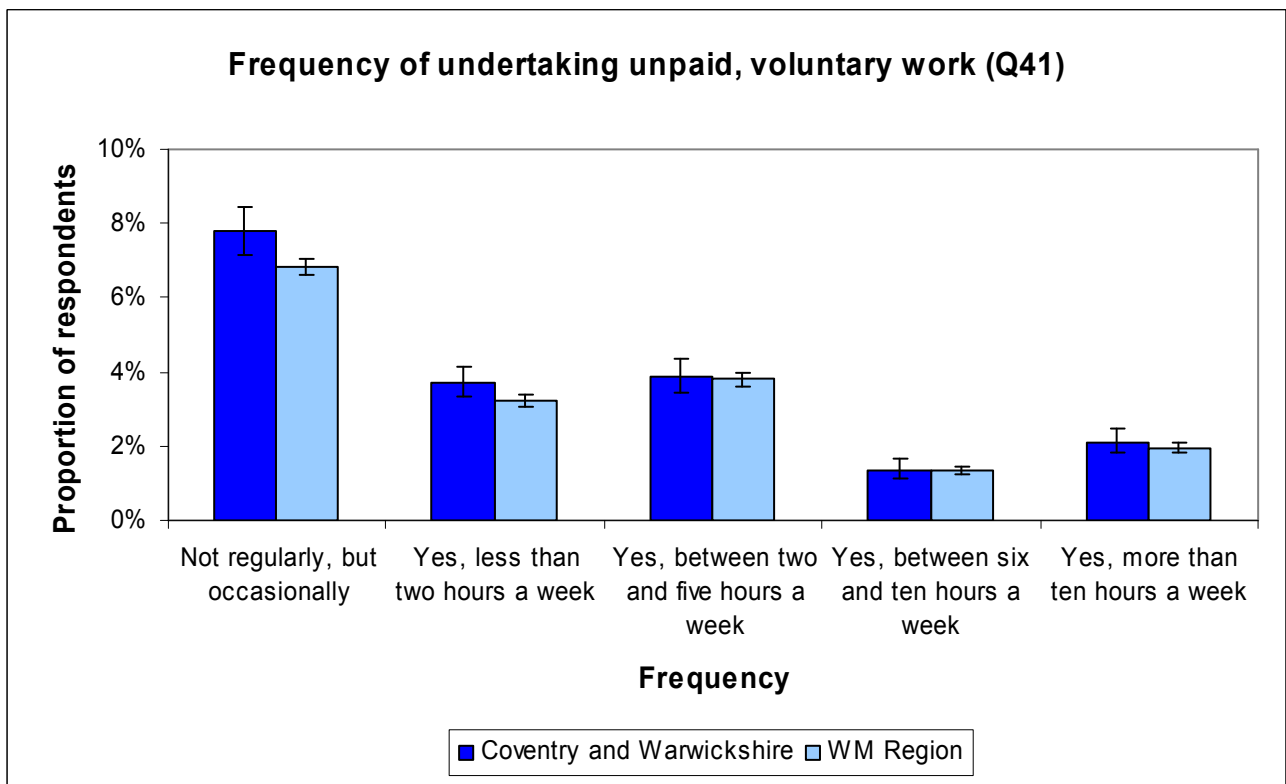
3.4 Sustainability



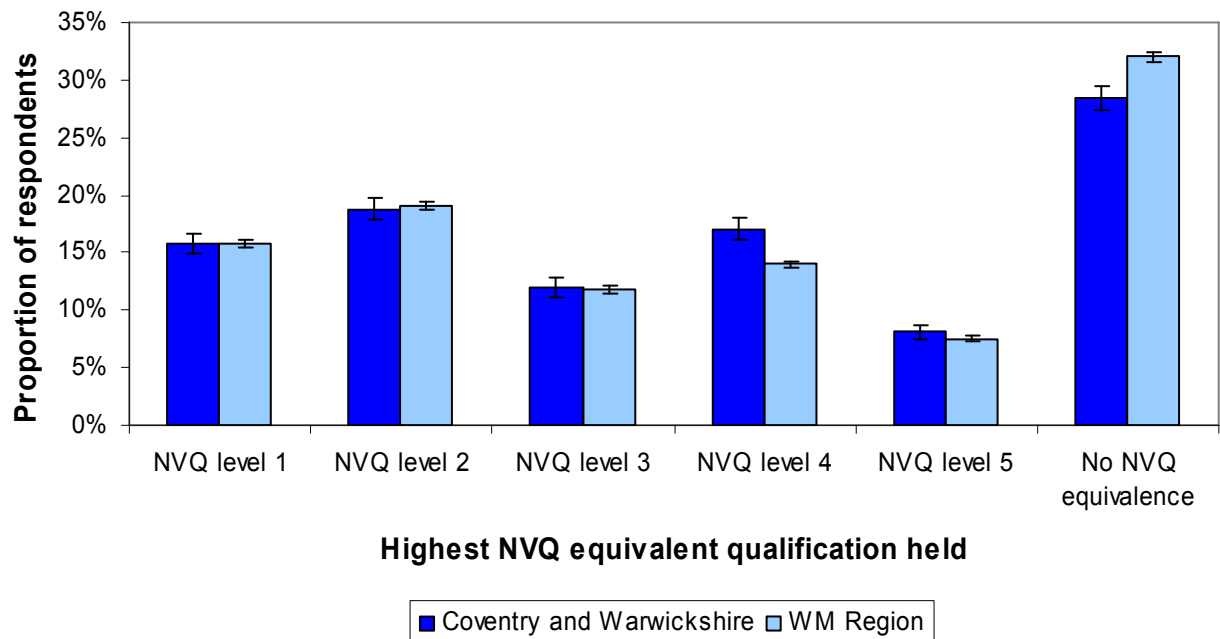




3.5 World Class Regional Economy



Highest NVQ equivalent qualification held (Q48/49)



Full Document Information	
Title:	West Midlands Regional Lifestyle Survey 2005: Coventry and Warwickshire Chamber Annex
Alternative title:	
Creator:	West Midlands Regional Observatory, www.wmro.org West Midlands Public Health Observatory, www.wmpho.org.uk
Publisher:	West Midlands Regional Observatory, www.wmro.org West Midlands Public Health Observatory, www.wmpho.org.uk
Contributor:	
Addressee:	
Date created:	2006-01-05
Date available:	January 2006
Date valid:	
Next version due:	N/A
Status:	Version 1.0
Subject category:	People, Community and Living; Health, Nutrition and Care
Subject keywords:	West Midlands, Regional, Lifestyle, Survey, analysis, Coventry and Warwickshire Chamber, results
Description:	A local annex of results from the West Midlands Regional Lifestyle Survey 2005, produced for the funding partner Coventry and Warwickshire Chamber
Coverage, Geographical:	Coventry and Warwickshire, West Midlands Region
Coverage, Time period:	2005
Source:	
Relation:	Supports RLS-2005-Full-Dataset_V2.0_dataset_CO Supports West Midlands Regional Lifestyle Survey Regional Report 2005 Has supporting spreadsheets containing the data (RLS-Partner-Annex-Coventry-and-Warwickshire-Chamber_V1.0_Dataset_KG)
Type:	Report
Format:	Electronic, Word, PDF
Rights:	None
Cost:	Free of Charge to download
Access restrictions:	None
Language:	English
Identifier:	http://www.wmro.org/standardTemplate.aspx/Home/OurResearch/RegionalLifestyleSurvey/RegionalReport
Location:	
Document contact:	Chris Owen, chris.owen@wmro.org

**West Midlands
Regional Observatory**

Level L1
Millennium Point
Curzon Street
Birmingham B4 7XG

Tel: 0121 202 3250
Fax: 0121 202 3240
E-mail: enquiries@wmro.org
www.wmro.org

**West Midlands Public
Health Observatory**

Birmingham Research Park
Vincent Drive
Birmingham
B15 2SQ

Tel: 0121 414 8190
Fax: 0121 414 8195
www.wmpho.org.uk



EUROPEAN UNION
European Social Fund